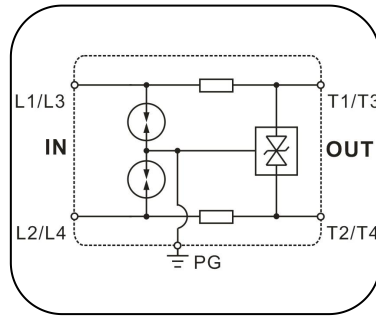
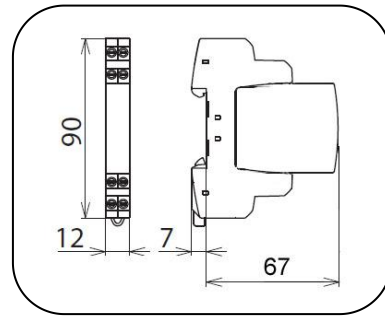


Pluggable Dataline Protector

DM-.../M4N1



Basic circuit diagram



Dimension drawing

PROSURGE DM-.../M4N1 dataline protectors provide surge protection for four single lines with common reference potential in the data, signal and communication systems, suitable for use in category location B, C (ANSI/IEEE C62.41) or directly at the upstream near the protected devices.

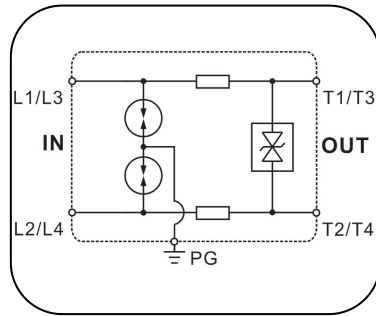
Technical Features

- UL listed dataline protector per UL 497B standard (File No. E504171)
- Pluggable surge protection for DIN Rail mounting
- Signal transmission is not interrupted when exchanging module
- Two-stage protection circuit, limit the transients with gas discharge tubes and transorb diodes
- Rate load current 1A
- Earth possible on DIN Rail
- Suitable to use for 0-20mA, 4-20mA current loop, TTY 4-20mA, TTY, TTL, V24 (RS232C) and high-frequency transmission system etc
- Comply with UL497, and IEC61643-21:2012, category D1/C1/C2/C3

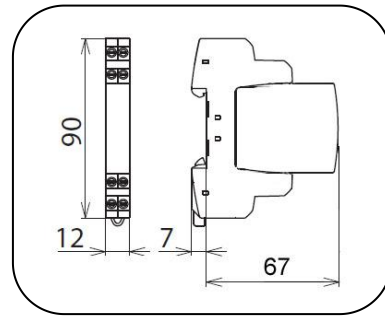
Type		DM-XX/M4N1			
		5	12	24	48
In accordance with		UL497b; IEC 61643-21:2012			
Nominal voltage (Vdc)	Un	5	12	24	48
Max. continuous operating voltage (Vdc/Vac)	Uc	6/4.2	15/10.6	33/23.3	54/38.1
C2 Nominal discharge current(8/20μs) per line	In	10kA			
C2 Max. discharge Current (8/20μs) per line	I _{max}	20kA			
D1 Lightning impulse current (10/350μs) per line	I _{imp}	2.5kA			
Voltage protection level (V)	L-L@In,C2 (8/20μs)Up	≤30	≤45	≤55	≤100
	L-PG@In,C2 (8/20μs)Up	≤30	≤45	≤55	≤100
	L-L@C3 (1kV/μs)Up	≤24	≤38	≤48	≤75
	L-PG@C3 (1kV/μs)Up	≤24	≤38	≤48	≤75
Nominal current (A)	I _L	1 A			
Cut-off frequency (Hz)	f _G	100 MHz			
Series impedance per line (Ohm)		0.68 Ohm			
Protection line		4 wires			
Mounting		35mm DIN-rail in accordance with EN 50022/DIN46277-3			
Type of connection IN/OUT		Screw/screw			
Dimensions (mm)		90 X 12 X 74			
Operating temperature range		- 40°C ~ + 85°C			
Housing Material		Thermoplastic, extinguishing degree,UL49 V-0			

Pluggable Dataline Protector

DM-.../M4N2



Basic circuit diagram



Dimension drawing

PROSURGE DM-.../M4N2 dataline protectors provide surge protection for 2-pairs balanced (symmetrical) lines in the data, signal or communication system, suitable for use in category location B, C (ANSI/IEEE C62.41) or directly at the upstream near the protected devices.

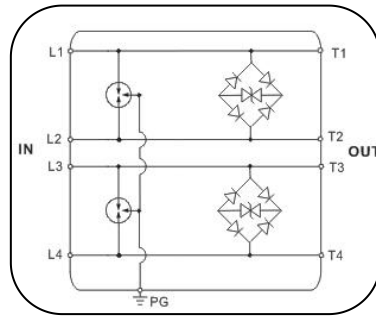
Technical Features

- UL listed dataline protector per UL 497B standard (File No. E504171)
- Pluggable surge protection for DIN Rail mounting
- Signal transmission is not interrupted when exchanging module
- Two-stage protection circuit, limit the transients with gas discharge tubes and transorb diodes
- Rate load current 1A
- Earth possible on DIN Rail
- Suitable to use for 4-20 mA current loop, analog/digital communication, RS485, RS422 (V11) interface, high-frequency bus system and two wires video transmission system, etc
- Comply with UL497, and IEC61643-21:2012,category D1/C1/C2/C3

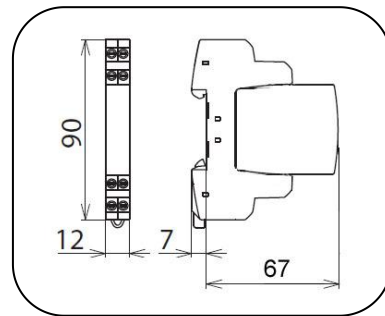
		DM-XX/M4N2			
Type		5	12	24	48
In accordance with		UL497b; IEC 61643-21:2012			
Nominal voltage (Vdc)	Un	5	12	24	48
Max. continuous operating voltage (Vdc/Vac)	Uc	6/4.2	15/10.6	33/23.3	54/38.1
C2 Nominal discharge current(8/20μs) per line	In	10kA			
C2 Max. discharge Current (8/20μs) per line	I _{max}	20kA			
D1 Lightning impulse current (10/350μs) per line	I _{imp}	2.5kA			
Voltage protection level (V)	L-L@In,C2 (8/20μs)Up	≤30	≤45	≤55	≤100
	L-PG@In,C2 (8/20μs)Up	≤500	≤500	≤500	≤500
	L-L@C3 (1kV/μs)Up	≤24	≤38	≤48	≤75
	L-PG@C3 (1kV/μs)Up	≤600	≤600	≤600	≤600
Nominal Current (A)	I _L	1 A			
Cut-off frequency (Hz)	f _c	100 MHz			
Series impedance per line (Ohm)		0.68 Ohm			
Protection line		2-pairs			
Mounting		35mm DIN-rail in accordance with EN 50022/DIN46277-3			
Type of connection IN/OUT		Screw/screw			
Dimensions (mm)		90 X 12 X 74			
Operating temperature range		- 40°C ~ + 85°C			
Housing Material		Thermoplastic, extinguishing degree,UL49 V-0			

Pluggable Dataline Protector

DM-.../M4N6



Basic circuit diagram



Dimension drawing

PROSURGE DM-.../M4N6 dataline protectors provide protection for balanced 2-pairs balanced (symmetrical) and unearthed signal lines in the measuring and controlling system, especially for resistance sensitive circuit, suitable for use in category location B, C (ANSI/IEEE C62.41) or directly at the upstream near the protected devices.

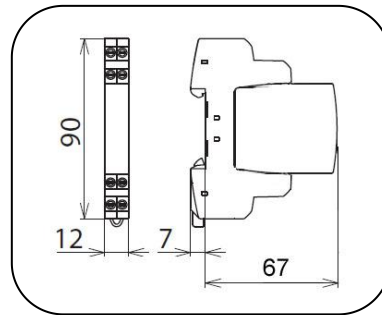
Technical Features

- UL listed dataline protector per UL 497B standard (File No. E504171)
- Pluggable surge protection for DIN Rail mounting
- Signal transmission is not interrupted when exchanging module
- Two-stage protection circuit, limit the transients with gas discharge tubes and transorb diodes
- Rated load current up to 2A
- No serial resistance
- Earth possible on DIN Rail
- Suitable to use for measuring and controlling system, thermocouples (PT100 PT1000 devices), low voltage alarm circuits such as fire or security, or d.c. power supply etc
- Comply with UL497, and IEC61643-21:2012,category D1/C1/C2/C3

Type		DM-XX/M4N6			
		5	12	24	48
In accordance with		UL497b; IEC 61643-21:2012			
Nominal voltage (Vdc)	Un	5	12	24	48
Max. continuous operating voltage (Vdc/Vac)	Uc	6/4.2	15/10.6	33/23.3	54/38.1
C2 Nominal discharge current(8/20µs) per line	In	L-L:300A,L-G:10kA			
C2 Max. discharge Current (8/20µs) per line	I _{max}	L-L:500A,L-G:20kA			
D1 Lightning impulse current (10/350µs) per line	I _{imp}	2.5kA			
Voltage protection level (V)	L-L@In,C2 (8/20µs)Up	≤30	≤45	≤55	≤100
	L-PG@ In,C2 (8/20µs)Up	≤500	≤500	≤500	≤500
	L-L@C3 (1KV/µs)Up	≤24	≤38	≤48	≤75
	L-PG@C3 (1KV/µs)Up	≤600	≤600	≤600	≤600
Nominal current (A)	I _L	2 A			
Cut-off frequency (Hz)	f _G	100 MHz			
Series impedance per line (Ohm)		0 Ohm			
Protection line		2-pairs			
Mounting		35mm DIN-rail in accordance with EN 50022/DIN46277-3			
Type of connection IN/OUT		Screw/screw			
Dimensions (mm)		90 X 12 X 74			
Operating temperature range		- 40°C ~ + 85°C			
Housing Material		Thermoplastic, extinguishing degree,UL49 V-0			

Pluggable Dataline Protector

DM-.../M4N7



Dimension drawing

PROSURGE DM-.../M4N7 dataline protectors provide surge protection for four single lines with common reference potential in the low-bandwidth or low-datarate signal/data transmission system, suitable for use in category location B, C (ANSI/IEEE C62.41) or directly at the upstream near the protected devices.

Technical Features

- UL listed dataline protector per UL 497B standard (File No. E504171)
- Pluggable surge protection for DIN Rail mounting
- Signal transmission is not interrupted when exchanging module
- Comprising a PTC for over-current fault and short-circuit fault protection.
- Rate load current 1A
- Two-stage protection circuit ,limit the transients with gas discharge tubes and transzorb diodes
- LED failure indication to replace timely (Patent circuit design)
- .Earth possible on DIN Rail.
- Suitable to use for switching value signal, sensor, digital I/O, actuator, TTL and low-datarate bus system etc
- Comply with UL497, and IEC61643-21:2012,category D1/C1/C2/C3

Type		DM-XX/M4N7			
		5	12	24	48
In accordance with		UL497b; IEC 61643-21:2012			
Nominal voltage (Vdc)	Un	5	12	24	48
Max. continuous operating voltage (Vdc/Vac)	Uc	6/4.2	15/10.6	33/23.3	54/38.1
C2 Nominal discharge current(8/20μs) per line	In	10kA			
C2 Max. discharge Current (8/20μs) per line	I _{max}	20kA			
D1 Lightning impulse current (10/350μs) per line	I _{imp}	2.5kA			
Voltage protection level (V)	L-L@In,C2 (8/20μs)Up	≤30	≤45	≤55	≤100
	L-PG@In,C2 (8/20μs)Up	≤500	≤500	≤500	≤500
	L-L@C3 (1kV/μs)Up	≤24	≤38	≤48	≤75
	L-PG@C3 (1kV/μs)Up	≤600	≤600	≤600	≤600
Nominal current (A)	I _L	1 A			
Cut-off frequency (Hz)	f _G	1 MHz			
Series impedance per line (Ohm)		PTC			
Protection line		4 wires			
Mounting		35mm DIN-rail in accordance with EN 50022/DIN46277-3			
Type of connection IN/OUT		Screw/screw			
Dimensions (mm)		90 X 12 X 74			
Operating temperature range		- 40°C ~ + 85°C			
Housing Material		Thermoplastic, extinguishing degree,UL49 V-0			